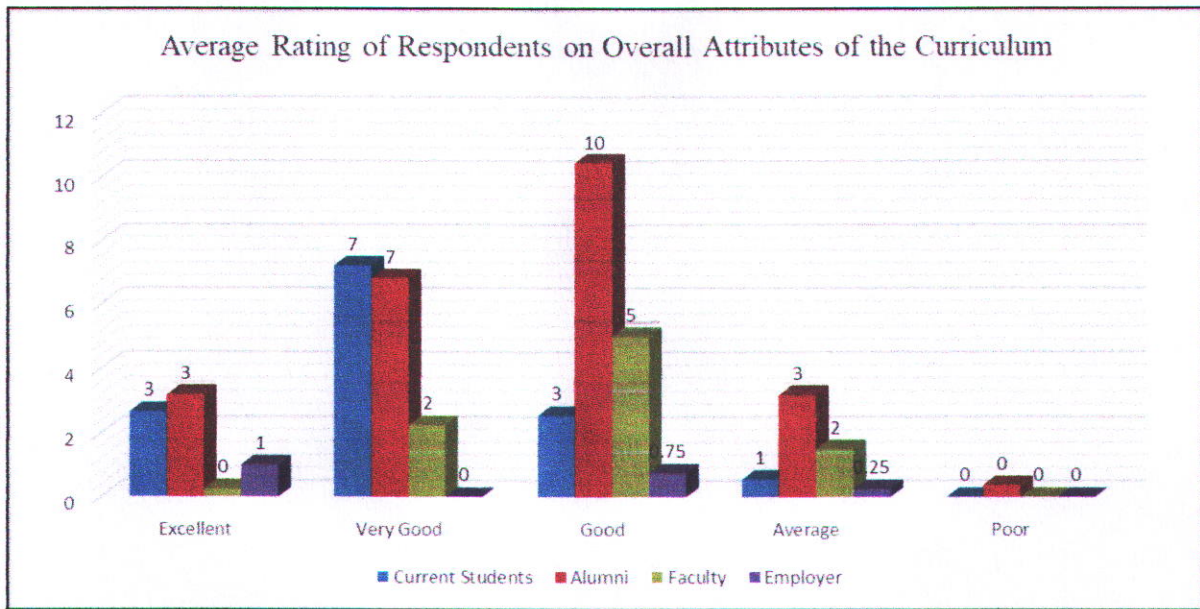




**Maratha Mandir's  
Babasaheb Gawde Institute of Management Studies**

**Stake Holders Feedback Analysis**



The feedback is predominantly positive across all stakeholders. The average response of all stakeholders across various criteria of evaluating the syllabus is good.

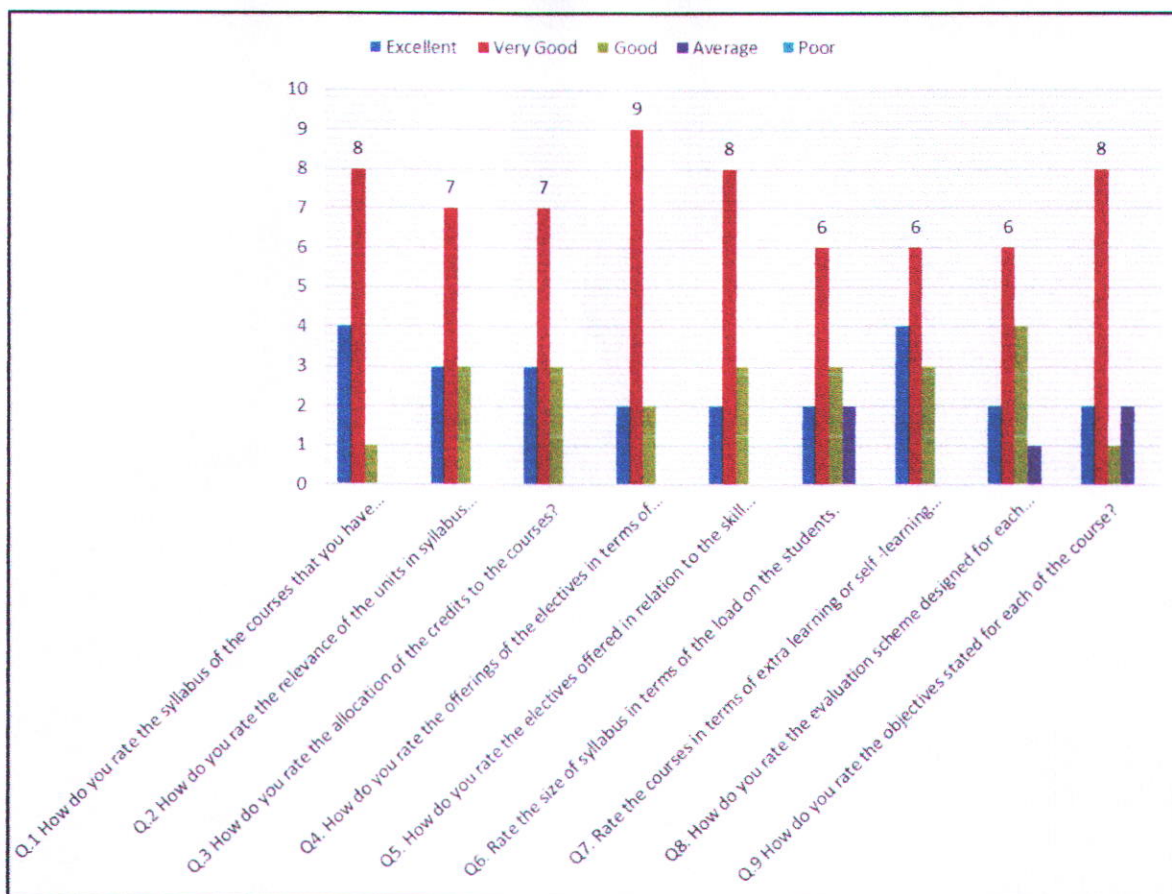
According to the responses received the overall syllabus design provides ample opportunities to the students to enhance their subject matter knowledge as well as develop the right attitude for excelling in their careers. The course design, its objectives and the relevance of course materials are apt as per current industry requirements and result in effective curriculum delivery.

The students have also exhibited motivation to give back to the society by means of social initiatives. They have also exhibited a willingness and motivation to go beyond their call of duty to ensure organizational goals are achieved.

The detailed analysis of the stakeholder-wise feedback is given below.

## Students Feedback Analysis

(Respondents: 13)



Q.1 How do you rate the syllabus of the courses that you have studied in relation to the competencies expected out of the course?

Sr. No	Scale	Response	%
1	Excellent	4	30
2	Very Good	8	62
3	Good	1	8
4	Average	0	0
5	Poor	0	0

**Interpretation:** 98% students expressed a strong belief that the courses in the program matches up to their competency expectations from the program.

Q.2 How do you rate the relevance of the units in syllabus relevant to the course?

Sr. No	Scale	Response	%
1	Excellent	3	23

2	Very Good	7	54
3	Good	3	23
4	Average	0	0
5	Poor	0	0

**Interpretation:** 77% students firmly believe that the syllabus is relevant to the units and courses set by the university.

Q.3 How do you rate the allocation of the credits to the courses?

Sr. No	Scale	Response	%
1	Excellent	3	23
2	Very Good	7	54
3	Good	3	23
4	Average	0	0
5	Poor	0	0

**Interpretation:** 77% students provided high ranking to the allocation of the credits as per the UGC norms and courses set by the university.

Q4. How do you rate the offerings of the electives in terms of their relevance to the specialisations?

Sr. No	Scale	Response	%
1	Excellent	2	15
2	Very Good	9	69
3	Good	2	15
4	Average	0	0
5	Poor	0	0

**Interpretation:** 69% students said that the specialisations electives are appropriate and relevant and 15% students said that the specialisation offering is more than their expectations.

Q5. How do you rate the electives offered in relation to the skill advancements?

Sr. No	Scale	Response	%
1	Excellent	2	15
2	Very Good	8	62
3	Good	3	23
4	Average	0	0

5	Poor	0	0
---	------	---	---

**Interpretation:** 77% students said that the electives are appropriate and offer relevance to skill advancements. 23% students said that the skills are enhanced and exactly matches their expectations.

Q6. Rate the size of syllabus in terms of the load on the students.

Sr. No	Scale	Response	%
1	Excellent	2	15
2	Very Good	6	46
3	Good	3	23
4	Average	2	15
5	Poor	0	0

**Interpretation:** 46% students said that the syllabus size is easily manageable as far as load bearing is concerned. 15% students were happy with the overall quantum of the syllabus and its resultant load. 15% students feel that the syllabus set by the university is average from a load bearing point of view.

Q7. Rate the courses in terms of extra learning or self-learning considering the design of the courses.

Sr. No	Scale	Response	%
1	Excellent	4	31
2	Very Good	6	46
3	Good	3	23
4	Average	0	0
5	Poor	0	0

**Interpretation:** 77% students strongly believe that the syllabus provides extra learning or self-learning opportunities. 23% students said that the syllabus meets their expectations in terms of extra-learning and self-learning opportunities.

Q8. How do you rate the evaluation scheme designed for each of the course?

Sr. No	Scale	Response	%
1	Excellent	2	15
2	Very Good	6	46
3	Good	4	31

4	Average	1	8
5	Poor	0	0

**Interpretation:** 61% students responded that the evaluation scheme designed for the syllabus is apt for the program and its objectives. 31% students are satisfied with the evaluation scheme. Whereas 8% students opined that the scheme is average and has scope for improvement.

Q.9 How do you rate the objectives stated for each of the course?

Sr. No	Scale	Response	%
1	Excellent	2	15
2	Very Good	8	62
3	Good	1	8
4	Average	2	15
5	Poor	0	0

**Interpretation:** 77% students responded that the objectives set by the University for each course are relevant and ensures productive outcome. However, 15% expressed that the objectives set course are average.

***Other suggestions from the students were as follows:***

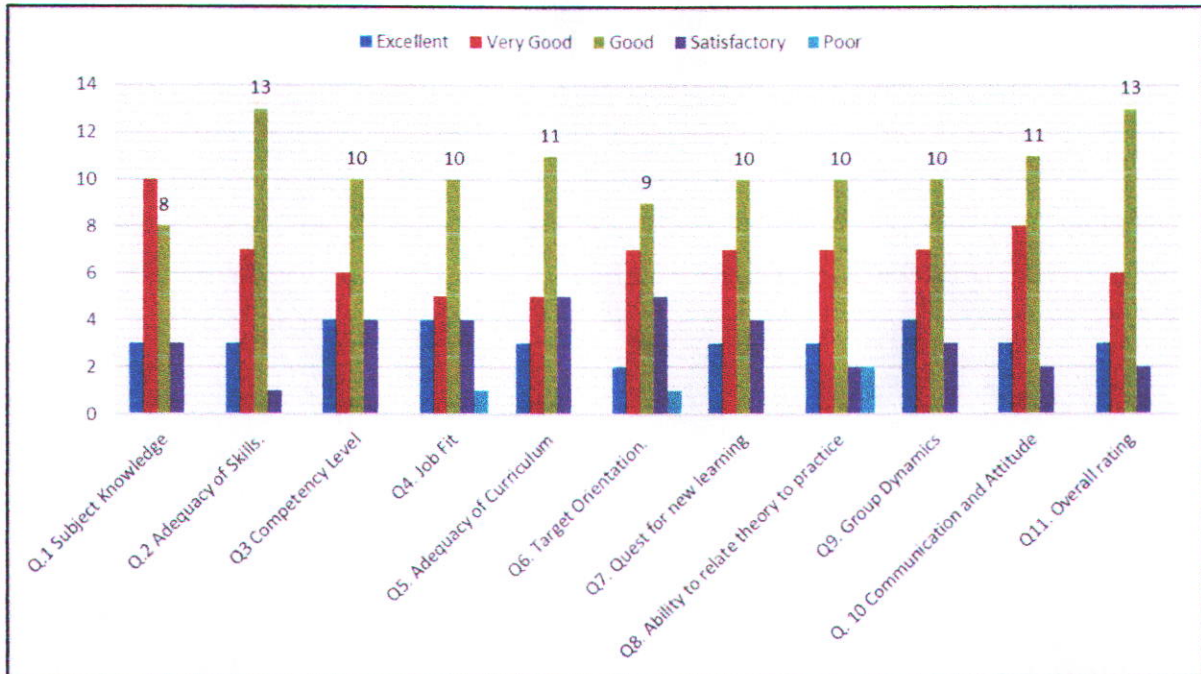
1. Syllabus should be practical oriented
2. Syllabus should be according to industry requirements

### **Conclusion**

Overall responses of the survey suggests that the syllabus design has been able to match up to the students expectations and they are satisfied with all the factors and parameters which have been covered in the study.

## Alumni Feedback Analysis

(Respondents: 24)



### Q.1 Subject Knowledge

Sr. No	Scale	Response	%
1	Excellent	3	12.5
2	Very Good	10	42
3	Good	8	33
4	Satisfactory	3	12.5
5	Poor	0	0

**Interpretation:** While 12.5% respondents were extremely positive about the subject knowledge gained from the various courses in the program, 75% felt that the subjects included in the University syllabus are good for knowledge enrichment. 12.5% alumni have responded that they were satisfied with the syllabus, however there is room for improvement.

### Q.2 Adequacy of Skills.

Sr. No	Scale	Response	%
1	Excellent	3	13
2	Very Good	7	29
3	Good	13	54

4	Satisfactory	1	4
5	Poor	0	0

**Interpretation:** 83% alumni opined that the curriculum helped them to enhance adequate skills while 13% alumni said that it is excellent and covers the requisite concepts to enhance skills.

#### Q3 Competency Level

Sr. No	Scale	Response	%
1	Excellent	4	17
2	Very Good	6	25
3	Good	10	41
4	Satisfactory	4	17
5	Poor	0	0

**Interpretation:** The syllabus set by the university of Mumbai is adequate to enhance the competency level said 42% alumni and they are happy with that and applying it at the place where they are working, 25% alumni said that it is very good to enhance the capability level of the students. 17 % alumni said it is above the expectations and enhance the capability of the students.

#### Q4. Job Fit

Sr. No	Scale	Response	%
1	Excellent	4	17
2	Very Good	5	21
3	Good	10	41
4	Satisfactory	4	17
5	Poor	1	4

**Interpretation:** 62% alumni responded that the curriculum matches industry requirements and helps in their jobs. 17% have responded that syllabus set by the university is excellent in terms of job fit.

#### Q5. Adequacy of Curriculum

Sr. No	Scale	Response	%
1	Excellent	3	12

2	Very Good	5	21
3	Good	11	46
4	Satisfactory	5	21
5	Poor	0	0

**Interpretation:** 67% alumni said the syllabus is good and adequate for meeting current industry requirements. 12% responded that the curriculum is excellent and has included current industry requirements in its design. 21% found the syllabus to be satisfactory with some room for improvements.

**Q6. Target Orientation.**

Sr. No	Scale	Response	%
1	Excellent	2	8
2	Very Good	7	29
3	Good	9	38
4	Satisfactory	5	21
5	Poor	1	4

**Interpretation:** 67% alumni said that the syllabus designed by the university is good target oriented. 8% alumni have opined that the syllabus is extremely target oriented and meets the set goals through its delivery mechanisms.

**Q7. Quest for new learning.**

Sr. No	Scale	Response	%
1	Excellent	3	12
2	Very Good	7	29
3	Good	10	41
4	Satisfactory	4	17
5	Poor	0	0

**Interpretation:** 60% alumni have responded agree that the syllabus supports a student's constant quest for new learning. 17% respondents were merely satisfied with the syllabus from new learning perspective.



Q8. Ability to relate theory to practice

Sr. No	Scale	Response	%
1	Excellent	3	12
2	Very Good	7	29
3	Good	10	41
4	Satisfactory	2	8
5	Poor	2	8

**Interpretation:** 72% respondents firmly believe that the syllabus design enables fruitful correlation of theory to real-time business situations.

Q9. Group Dynamics

Sr. No	Scale	Response	%
1	Excellent	4	17
2	Very Good	7	29
3	Good	10	42
4	Satisfactory	3	12
5	Poor	0	0

**Interpretation:** While 17% responded that there was extremely effective application of group dynamics in the teaching-learning process, 61% alumni said the syllabus set by university is good and covers group dynamics which is most important from the performing better in industry.

Q. 10 Communication and Attitude

Sr. No	Scale	Response	%
1	Excellent	3	12
2	Very Good	8	34
3	Good	11	46
4	Satisfactory	2	8
5	Poor	0	0

**Interpretation:** 12% respondents felt that the syllabus design is excellent in terms of developing communication and attitude in students, 46% said it is good enough for developing communication and attitude in

Q11. Overall rating

Sr. No	Scale	Response	%
1	Excellent	3	13
2	Very Good	6	25
3	Good	13	54
4	Satisfactory	2	8
5	Poor	0	0

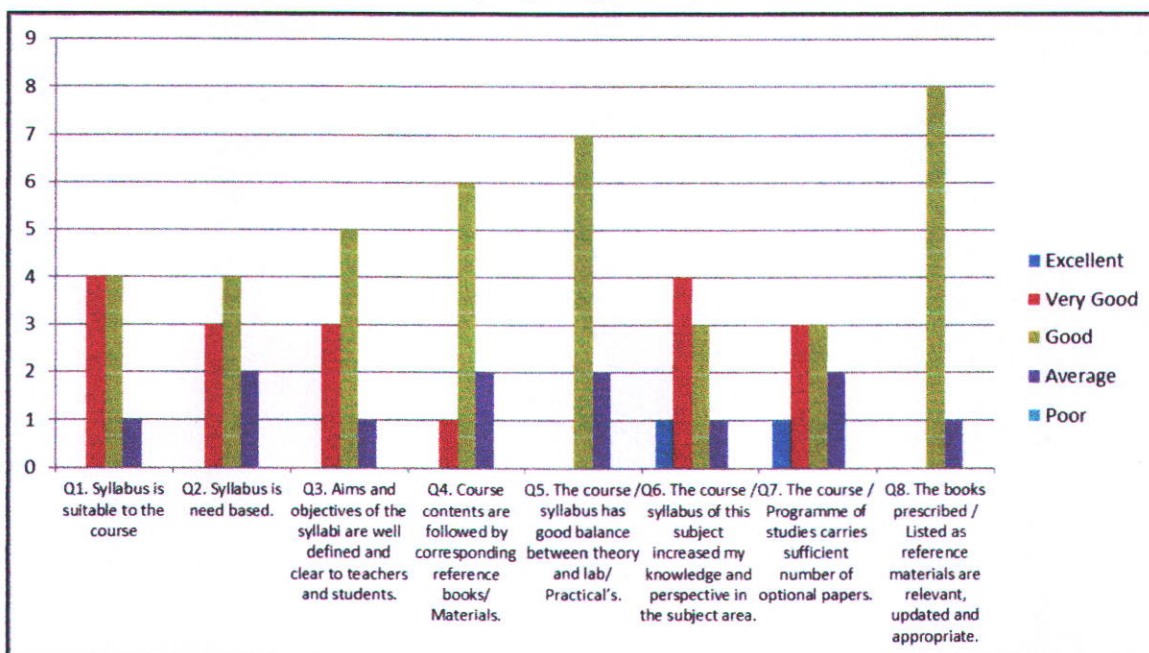
**Interpretation:** 54% alumni have given good rating for the university syllabus, 25% have rated very good and 13% have rated it is excellent.

**Conclusion**

The survey responses have shown that alumni members find the syllabus design relevant, fulfilling job as well as industry requirements.

## Faculty Feedback Analysis

(Respondents: 09)



### Q1. Syllabus is suitable to the course

Sr. No	Scale	Response	%
1	Excellent	0	0
2	Very Good	4	44
3	Good	4	44
4	Average	1	12
5	Poor	0	0

**Interpretation:** 88% respondents stated that the syllabus framed by the university is suitable. However, 12% faculties considered it to be average according to the current requirements of the industry.

### Q2. Syllabus is need based.

Sr. No	Scale	Response	%
1	Excellent	0	0
2	Very Good	3	33
3	Good	4	44
4	Average	2	22

5	Poor	0	0
---	------	---	---

**Interpretation:** 77% faculties are in favour of the syllabus and responded that the syllabus fulfils the current needs in terms of student knowledge enrichment. 22% faculties said the syllabus framed by the university is average and has room for improvement.

Q3. Aims and objectives of the syllabi are well defined and clear to teachers and students.

Sr. No	Scale	Response	%
1	Excellent	0	0
2	Very Good	3	33
3	Good	5	55
4	Average	1	12
5	Poor	0	0

**Interpretation:** 88% teachers responded that the aims and objectives of the syllabus set by the university was clear to them as well as the students.

Q4. Course contents are followed by corresponding reference books/ Materials.

Sr. No	Scale	Response	%
1	Excellent	0	0
2	Very Good	1	11
3	Good	6	67
4	Average	2	22
5	Poor	0	0

**Interpretation:** 78% faculties are in favour of the course contents of the syllabus whereas 22% faculties said reference books and materials given in the syllabus is not according to the contents of the syllabus.

Q5. The course / syllabus has good balance between theory and lab/ practical.

Sr. No	Scale	Response	%
1	Excellent	0	0
2	Very Good	0	0
3	Good	7	78
4	Average	2	22

5	Poor	0	0
---	------	---	---

**Interpretation:** 78% faculties said that university has considered balance while framing the syllabus, whereas 22% feel that the balance between theory and practical can be improved.

Q6. The course / syllabus of this subject increased my knowledge and perspective in the subject area.

Sr. No	Scale	Response	%
1	Excellent	1	11
2	Very Good	4	44
3	Good	3	33
4	Average	1	11
5	Poor	0	0

**Interpretation:** 11% faculties expressed that the syllabus/ course is excellent in terms of knowledge enrichment. 77% faculties said that the syllabus/ course is very good and supports increase in their knowledge.

Q7. The course / Programme of studies carries sufficient number of optional papers.

Sr. No	Scale	Response	%
1	Excellent	1	11.11
2	Very Good	3	33.33
3	Good	3	33.33
4	Average	2	22.22
5	Poor	0	0

**Interpretation:** 66% faculties have responded that the course or programme carries sufficient optional papers. 22% faculties feel the optional papers given in programme are average and should be improved upon.

Q8. The books prescribed / Listed as reference materials are relevant, updated and appropriate.

Sr. No	Scale	Response	%
1	Excellent	0	0
2	Very Good	0	0

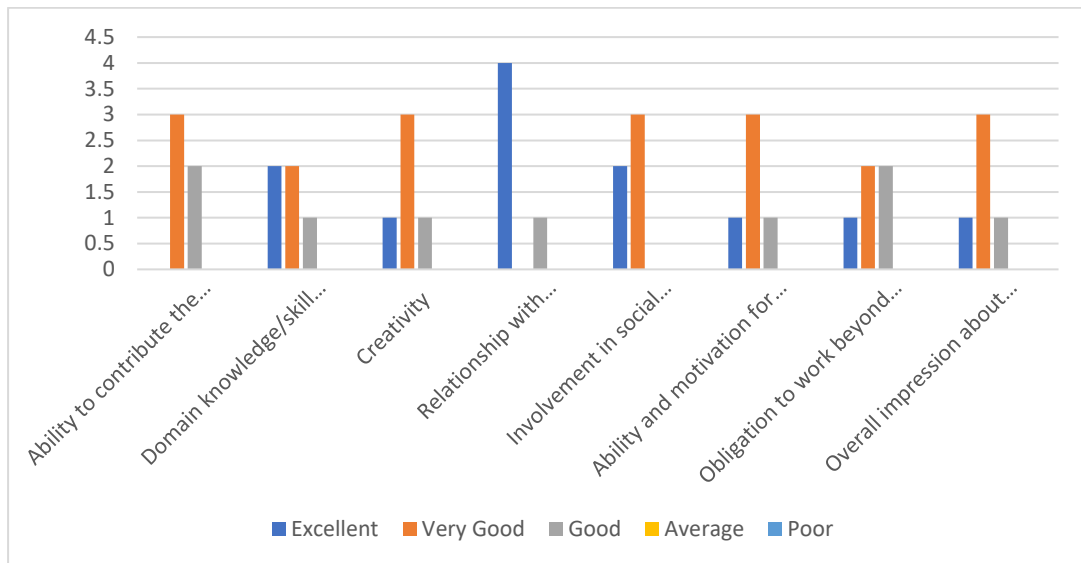
3	Good	8	89
4	Average	1	11
5	Poor	0	0

**Interpretation:** 89% faculties have opined that the reference books or materials prescribed by the University for subjects/syllabus is appropriate and updated. Whereas 11% faculties are not in favour of this feel that the reference books or materials prescribed is not updated.

### **Conclusion**

Overall responses of the survey suggests that the syllabus design is meeting the expectations of faculties in terms of knowledge enhancement, variety of optional subject and relevance of suggested course materials.

**Feedback Analysis of Employers**  
**Respondents :5**



1. Ability to contribute the goal of the organization

Sr. No.	Scale	Response	%
1	Excellent	0	0
2	Very Good	3	60
3	Good	2	40
4	Average	0	0
5	Poor	0	0

2. Domain knowledge/skill Ability to manage/leadership Innovativeness

Sr. No.	Scale	Response	%
1	Excellent	2	40
2	Very Good	2	40
3	Good	1	20
4	Average	0	0
5	Poor	0	0

3. Creativity

Sr. No.	Scale	Response	%
1	Excellent	1	20
2	Very Good	3	60
3	Good	1	20
4	Average	0	0
5	Poor	0	0

4. Relationship with seniors/peers/subordinates

Sr. No.	Scale	Response	%
1	Excellent	4	80
2	Very Good	0	0
3	Good	1	20
4	Average	0	0
5	Poor	0	0

5. Involvement in social activities

Sr. No.	Scale	Response	%
1	Excellent	2	40
2	Very Good	3	60
3	Good	0	0
4	Average	0	0
5	Poor	0	0

6. Ability and motivation for social activity

Sr. No.	Scale	Response	%
1	Excellent	1	20
2	Very Good	3	60
3	Good	1	20
4	Average	0	0
5	Poor	0	0

7. Obligation to work beyond schedule if required

Sr. No.	Scale	Response	%
1	Excellent	1	20
2	Very Good	2	40
3	Good	2	40
4	Average	0	0
5	Poor	0	0

8. Overall impression about their performance

Sr. No.	Scale	Response	%
1	Excellent	1	20
2	Very Good	3	60
3	Good	1	20
4	Average	0	0
5	Poor	0	0



**Interpretation:** According to the respondents the overall performance of the students employed in their respective organisation is positive.

**Conclusion:** The overall feedback of the employers show that students employed in various organisation have shown a professional approach towards their work. It has also been observed that their performance in supplementary activities such as social work, relationship building etc is excellent.



*A. J. Gawde*  
Director  
Babasaheb Gawde Institute  
of Management Studies  
Mumbai Central, Mumbai - 400 008.